



Subsidies from SEEA

Viveka Palm and Nancy Steinbach, Statistics Sweden.

The environmental accounts



| NATIONAL- RÄKENSKAP | | Varor och tjänster | Produktionsaktiviteter (bransch) | Privat konsumtion | Användning av föroreningar | Kapitalbildning | Utländt | Totalt |
|------------------------------------|---|--|--|---|--|--|---|----------------------------------|
| Varor och tjänster | 1. Jordbruk 2. Skogsbruk 3. Fiske 4. Gruvor, mineralbrott 5. Livsmedel, textil m m 6. Maskin, papper 7. Hushållsvaror 8. Övriga 9. Offentliga myndigheter | 82 541 800 871 709 995 441 1006 691 374 147 575 44 448 2337 43 328 302 8162 32962 110 319 3291 -820 41598 352565 358 278 289 50182 136599 147 271 20086 406071 | 23204 19178 960 910 176779 116047 5925 | 321 5 98 41 345 318 23 18 417 303 2318 546 | 995 53 251 -327 15 15 15 523 152 523 152 28 147 152 147 152 68 25 874 25 874 241 54 50 3 6241 521 | 8203 1371 163 1167 8742 5854 547 278 6875 1536 26 | 8670 1453 395 8203 1371 163 1167 8742 5854 547 278 6875 1536 26 | 421494 177001 421494 |
| Produktionsaktiviteter (branscher) | 1. Jordbruk 2. Skogsbruk 3. Fiske 4. Gruvor, mineralbrott 5. Livsmedel, textil m m 6. Maskin, papper 7. Hushållsvaror 8. Övriga 9. Offentliga myndigheter | 82 541 800 871 709 995 441 1006 691 374 147 575 44 448 2337 43 328 302 8162 32962 110 319 3291 -820 41598 352565 358 278 289 50182 136599 147 271 20086 406071 | 23204 19178 960 910 176779 116047 5925 | 321 5 98 41 345 318 23 18 417 303 2318 546 | 995 53 251 -327 15 15 15 523 152 523 152 28 147 152 147 152 68 25 874 25 874 241 54 50 3 6241 521 | 8203 1371 163 1167 8742 5854 547 278 6875 1536 26 | 8670 1453 395 8203 1371 163 1167 8742 5854 547 278 6875 1536 26 | 421494 177001 421494 |
| Produktionsfaktorer | Eke varusärskatt/subsidier Egentliga löner Kollektiva avgifter Ditrvänskott netto | 15 15 15 523 152 523 152 28 147 152 147 152 68 25 874 25 874 241 54 50 3 6241 521 | 70 2 5 349 3132 2947 69 1749 1199 1142 34 666 9687 3776 9375 300 -119 | 349 32962 352565 136599 | 349 32962 352565 136599 | 349 32962 352565 136599 | 349 32962 352565 136599 | 349 32962 352565 136599 |
| Privat kons. | Offentlig sektor Hushåll | 3010 49 127 815 54 50 3 6241 521 | 796370 | 574 | 177001 | 796370 | 574 | 177001 |
| Kapitalbildning | Löpande transaktioner (import) | 8670 1453 395 | 8203 1371 163 1167 8742 | 5854 547 | 278 6875 | 1536 26 | 421494 | 177001 |
| Utländt | Kapitaltransaktioner | 8670 1453 395 | 8203 1371 163 1167 8742 | 5854 547 | 278 6875 | 1536 26 | 421494 | 177001 |
| Totalt | | 8670 1453 395 | 8203 1371 163 1167 8742 | 5854 547 | 278 6875 | 1536 26 | 421494 | 177001 |

National Accounts

| MILJÖSTATISTIK | | Varor och tjänster | Produktionsaktiviteter (bransch) | Privat konsumtion | Användning av föroreningar | Kapitalbildning | Utländt | Totalt |
|------------------------------------|---|--|--|---|--|--|---|----------------------------------|
| Varor och tjänster | 1. Jordbruk 2. Skogsbruk 3. Fiske 4. Gruvor, mineralbrott 5. Livsmedel, textil m m 6. Maskin, papper 7. Hushållsvaror 8. Övriga 9. Offentliga myndigheter | 82 541 800 871 709 995 441 1006 691 374 147 575 44 448 2337 43 328 302 8162 32962 110 319 3291 -820 41598 352565 358 278 289 50182 136599 147 271 20086 406071 | 23204 19178 960 910 176779 116047 5925 | 321 5 98 41 345 318 23 18 417 303 2318 546 | 995 53 251 -327 15 15 15 523 152 523 152 28 147 152 147 152 68 25 874 25 874 241 54 50 3 6241 521 | 8203 1371 163 1167 8742 5854 547 278 6875 1536 26 | 8670 1453 395 8203 1371 163 1167 8742 5854 547 278 6875 1536 26 | 421494 177001 421494 |
| Produktionsaktiviteter (branscher) | 1. Jordbruk 2. Skogsbruk 3. Fiske 4. Gruvor, mineralbrott 5. Livsmedel, textil m m 6. Maskin, papper 7. Hushållsvaror 8. Övriga 9. Offentliga myndigheter | 82 541 800 871 709 995 441 1006 691 374 147 575 44 448 2337 43 328 302 8162 32962 110 319 3291 -820 41598 352565 358 278 289 50182 136599 147 271 20086 406071 | 23204 19178 960 910 176779 116047 5925 | 321 5 98 41 345 318 23 18 417 303 2318 546 | 995 53 251 -327 15 15 15 523 152 523 152 28 147 152 147 152 68 25 874 25 874 241 54 50 3 6241 521 | 8203 1371 163 1167 8742 5854 547 278 6875 1536 26 | 8670 1453 395 8203 1371 163 1167 8742 5854 547 278 6875 1536 26 | 421494 177001 421494 |
| Produktionsfaktorer | Eke varusärskatt/subsidier Egentliga löner Kollektiva avgifter Ditrvänskott netto | 15 15 15 523 152 523 152 28 147 152 147 152 68 25 874 25 874 241 54 50 3 6241 521 | 70 2 5 349 3132 2947 69 1749 1199 1142 34 666 9687 3776 9375 300 -119 | 349 32962 352565 136599 | 349 32962 352565 136599 | 349 32962 352565 136599 | 349 32962 352565 136599 | 349 32962 352565 136599 |
| Privat kons. | Offentlig sektor Hushåll | 3010 49 127 815 54 50 3 6241 521 | 796370 | 574 | 177001 | 796370 | 574 | 177001 |
| Kapitalbildning | Löpande transaktioner (import) | 8670 1453 395 | 8203 1371 163 1167 8742 | 5854 547 | 278 6875 | 1536 26 | 421494 | 177001 |
| Utländt | Kapitaltransaktioner | 8670 1453 395 | 8203 1371 163 1167 8742 | 5854 547 | 278 6875 | 1536 26 | 421494 | 177001 |
| Totalt | | 8670 1453 395 | 8203 1371 163 1167 8742 | 5854 547 | 278 6875 | 1536 26 | 421494 | 177001 |

Environm. statistics

| MILJÖ- RÄKENSKAP | | Varor och tjänster | Produktionsaktiviteter (bransch) | Privat konsumtion | Användning av föroreningar | Kapitalbildning | Utländt | Totalt | CO2 | SO2 | NOx | VOC |
|------------------------------------|---|--|--|---|--|--|---|----------------------------------|----------------------------------|----------------------------------|----------------------------------|----------------------------------|
| Varor och tjänster | 1. Jordbruk 2. Skogsbruk 3. Fiske 4. Gruvor, mineralbrott 5. Livsmedel, textil m m 6. Maskin, papper 7. Hushållsvaror 8. Övriga 9. Offentliga myndigheter | 82 541 800 871 709 995 441 1006 691 374 147 575 44 448 2337 43 328 302 8162 32962 110 319 3291 -820 41598 352565 358 278 289 50182 136599 147 271 20086 406071 | 23204 19178 960 910 176779 116047 5925 | 321 5 98 41 345 318 23 18 417 303 2318 546 | 995 53 251 -327 15 15 15 523 152 523 152 28 147 152 147 152 68 25 874 25 874 241 54 50 3 6241 521 | 8203 1371 163 1167 8742 5854 547 278 6875 1536 26 | 8670 1453 395 8203 1371 163 1167 8742 5854 547 278 6875 1536 26 | 421494 177001 421494 | 311 | 6 | 667 | 502 |
| Produktionsaktiviteter (branscher) | 1. Jordbruk 2. Skogsbruk 3. Fiske 4. Gruvor, mineralbrott 5. Livsmedel, textil m m 6. Maskin, papper 7. Hushållsvaror 8. Övriga 9. Offentliga myndigheter | 82 541 800 871 709 995 441 1006 691 374 147 575 44 448 2337 43 328 302 8162 32962 110 319 3291 -820 41598 352565 358 278 289 50182 136599 147 271 20086 406071 | 23204 19178 960 910 176779 116047 5925 | 321 5 98 41 345 318 23 18 417 303 2318 546 | 995 53 251 -327 15 15 15 523 152 523 152 28 147 152 147 152 68 25 874 25 874 241 54 50 3 6241 521 | 8203 1371 163 1167 8742 5854 547 278 6875 1536 26 | 8670 1453 395 8203 1371 163 1167 8742 5854 547 278 6875 1536 26 | 421494 177001 421494 | 311 | 6 | 667 | 502 |
| Produktionsfaktorer | Eke varusärskatt/subsidier Egentliga löner Kollektiva avgifter Ditrvänskott netto | 15 15 15 523 152 523 152 28 147 152 147 152 68 25 874 25 874 241 54 50 3 6241 521 | 70 2 5 349 3132 2947 69 1749 1199 1142 34 666 9687 3776 9375 300 -119 | 349 32962 352565 136599 | 349 32962 352565 136599 | 349 32962 352565 136599 | 349 32962 352565 136599 | 349 32962 352565 136599 | 349 32962 352565 136599 | 349 32962 352565 136599 | 349 32962 352565 136599 | 349 32962 352565 136599 |
| Privat kons. | Offentlig sektor Hushåll | 3010 49 127 815 54 50 3 6241 521 | 796370 | 574 | 177001 | 796370 | 574 | 177001 | 311 | 6 | 667 | 502 |
| Kapitalbildning | Löpande transaktioner (import) | 8670 1453 395 | 8203 1371 163 1167 8742 | 5854 547 | 278 6875 | 1536 26 | 421494 | 177001 | 311 | 6 | 667 | 502 |
| Utländt | Kapitaltransaktioner | 8670 1453 395 | 8203 1371 163 1167 8742 | 5854 547 | 278 6875 | 1536 26 | 421494 | 177001 | 311 | 6 | 667 | 502 |
| Totalt | | 8670 1453 395 | 8203 1371 163 1167 8742 | 5854 547 | 278 6875 | 1536 26 | 421494 | 177001 | 311 | 6 | 667 | 502 |

Environmental Accounts

Example of subsidy projects

Environmental taxes and environmentally harmful subsidies (2000)

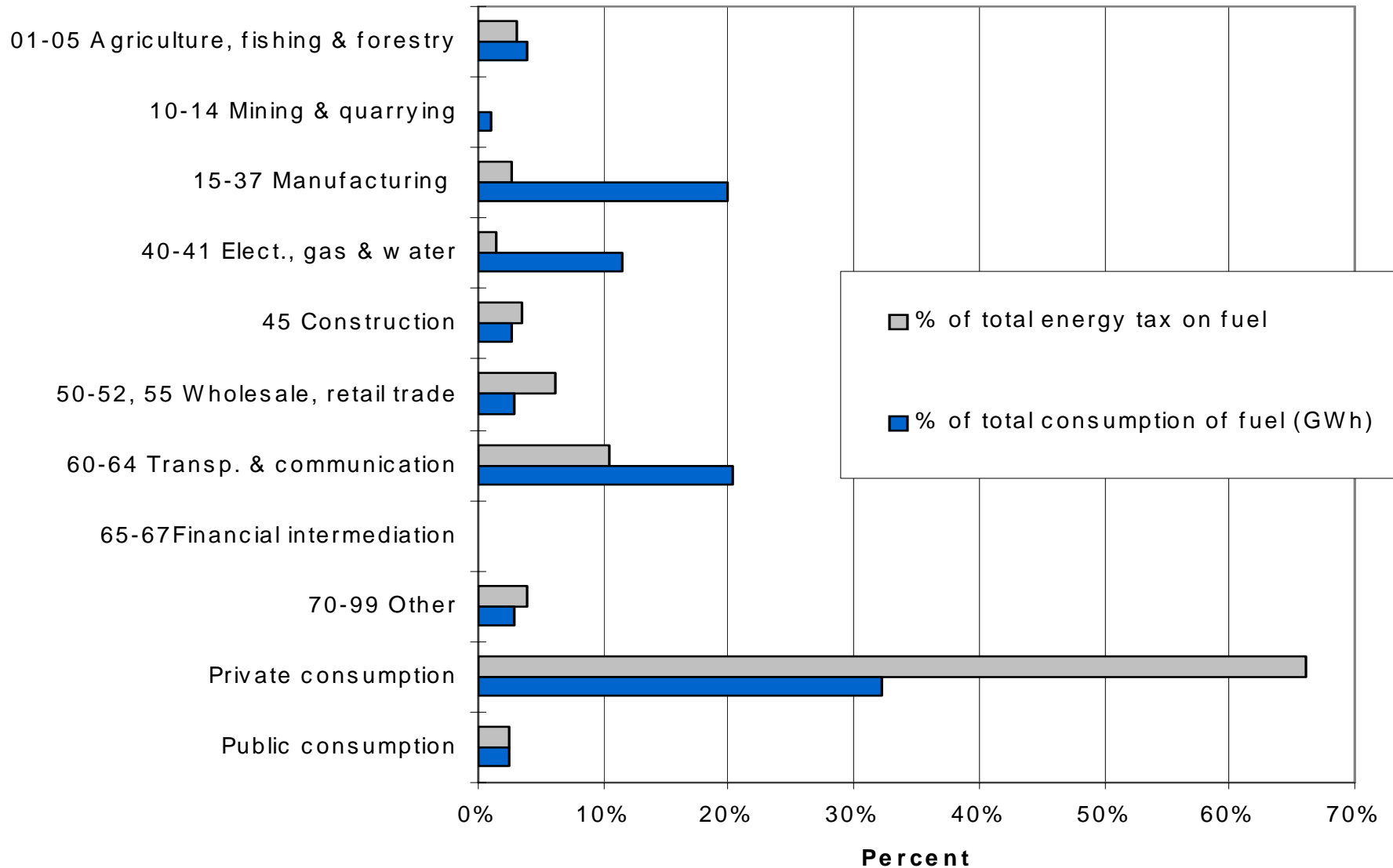
Environmental subsidies – a review of subsidies in Sweden between 1993 and 2000. (2003)

Environmental economic indicators in the Swedish state budget 1995-2006 (2008)

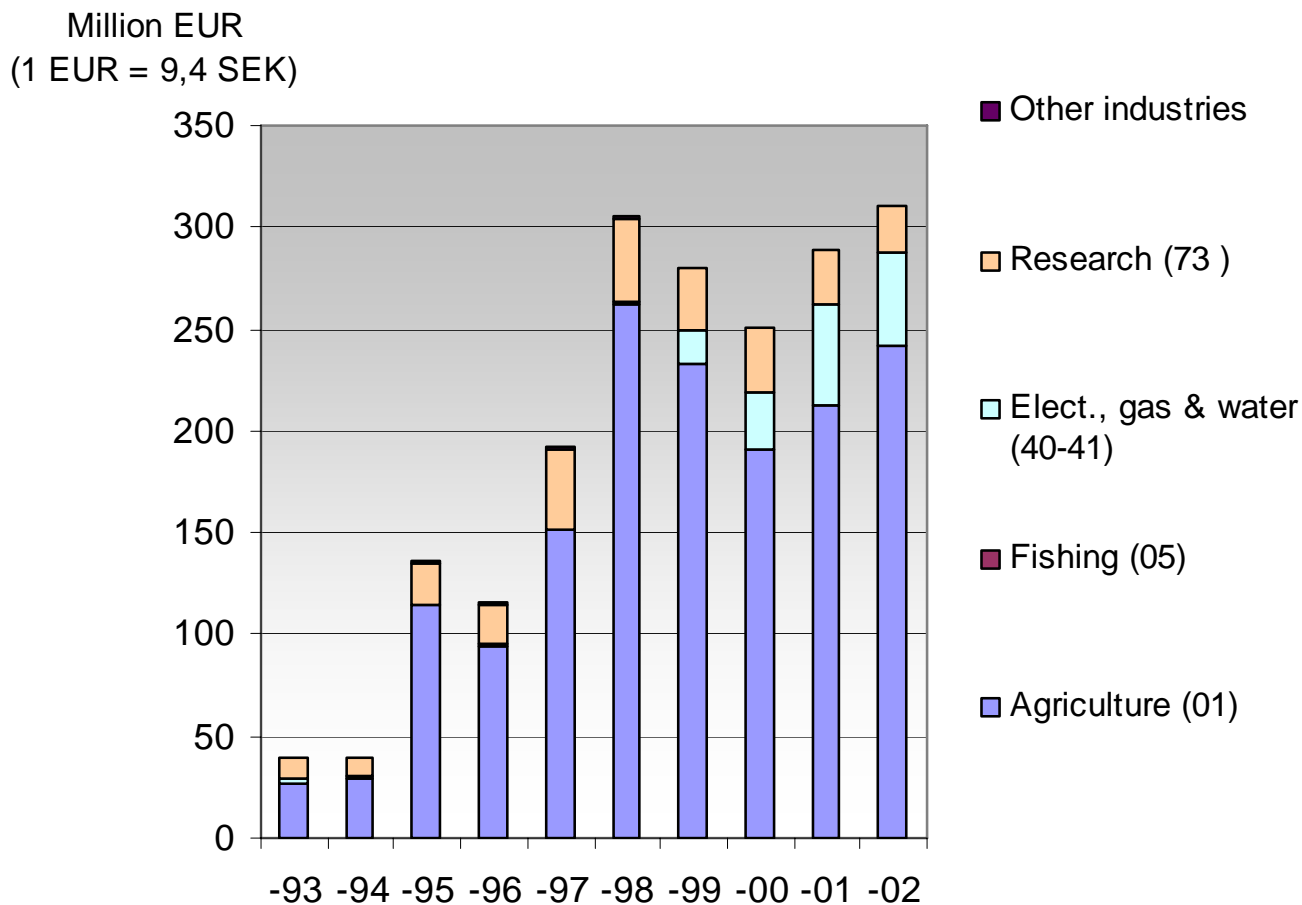
To be downloaded at www.scb.se/mi1301-en



Energy tax and fuel use by industry



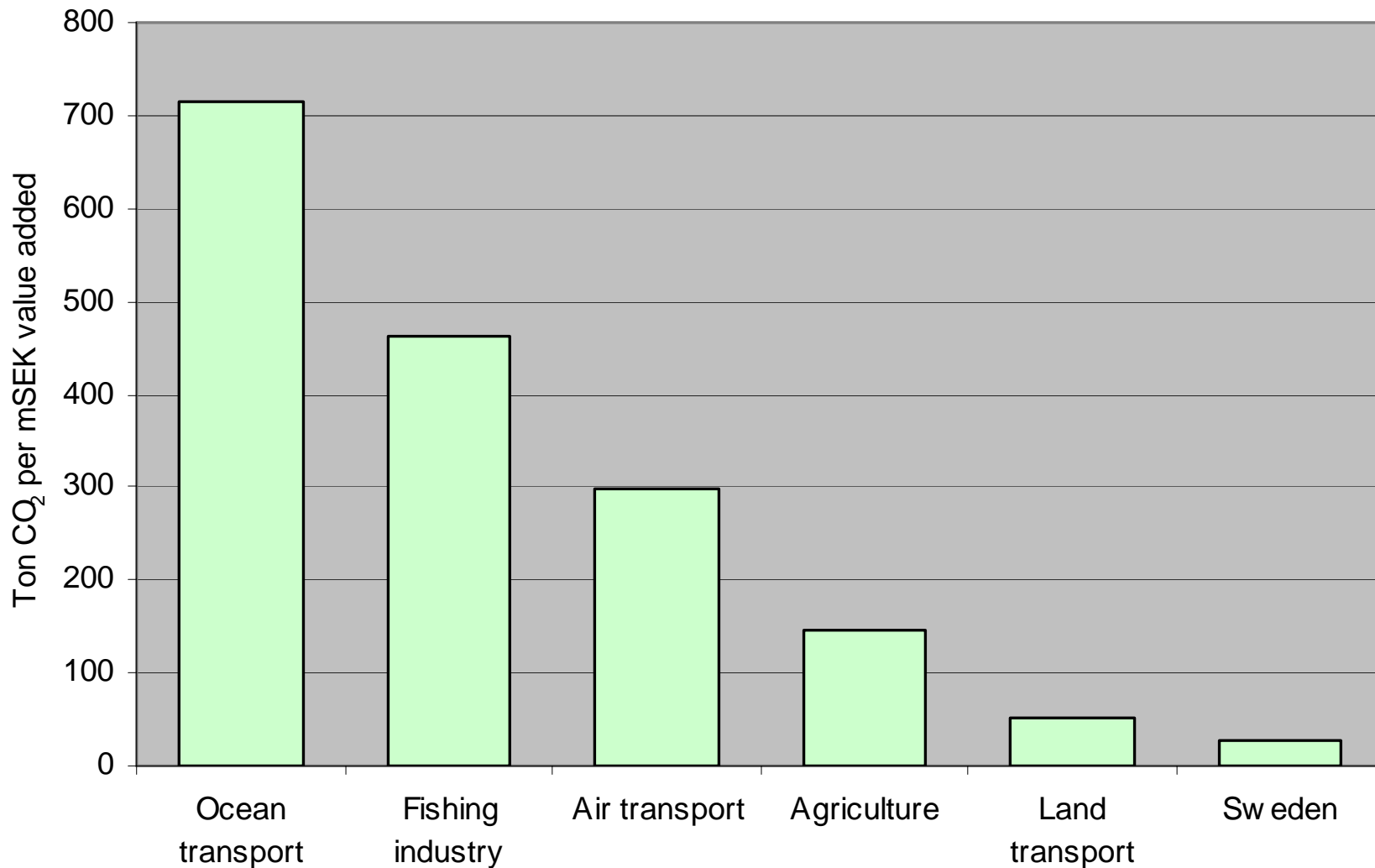
Environmentally motivated subsidies by industry



Intensities for calculations for state budget



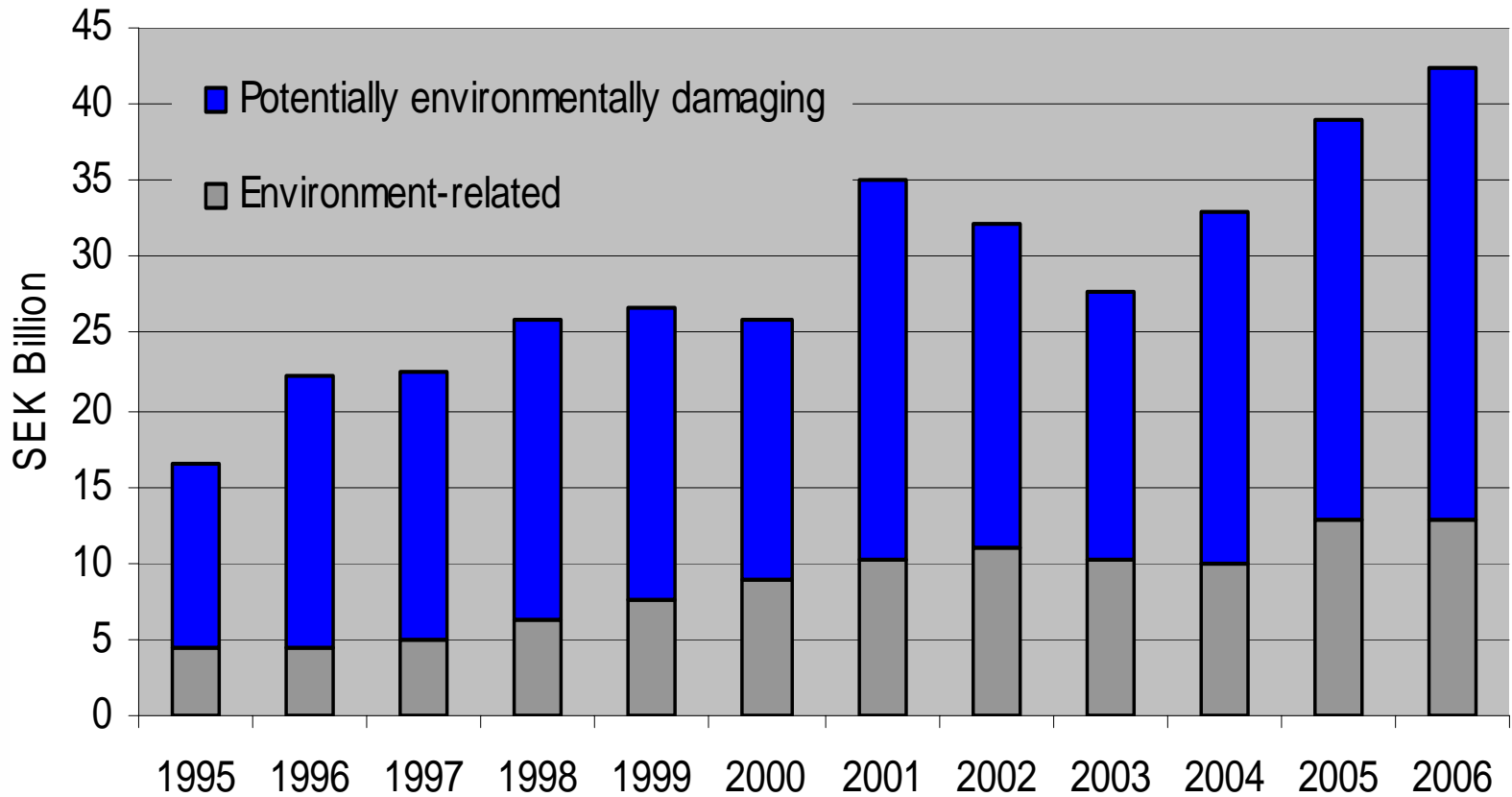
Statistiska centralbyrån Statistics Sweden



Swedish state budget, environmental economic indicators



Statistiska centralbyrån Statistics Sweden



New developments: Energy subsidy types

- *Direct transfers (to producers, households)*
- *Public R&D*
- *Preferential tax treatments*

- *Loans*
- *Trade restrictions*
- *Price controls*
- *Infrastructure*

Source: Energy subsidies. Lessons learned in assessing their impact and designing policy reforms. UNEP 2004.

A tentative table for SEEA subsidy reporting. Work-in-progress draft

| Nace/ final demand categories | Agric, fishing, forestry | Indus try | Ene rgy | Trans port | Public expenditure | Private consumption |
|---|---|-----------|---------|------------|--------------------|---------------------|
| A. On-budget | | | | | | |
| Current transfers EM/ PED | | | | | | |
| Capital transfers -EM -PED | | | | | | |
| B. Off-budget | | | | | | |
| Preferential tax treatments -EM -PED | | | | | | |
| Full external cost reference value estimate -PED | EM: Environmentally motivated, PED: Potentially environmentally damaging , | | | | | |

Conclusions

- Issue paper on subsidies will be presented in September for the London group.
- Suggestion for newly defined SEEA subsidies
- Both on and off-budget
- Both environmentally motivated and potentially damaging subsidies.